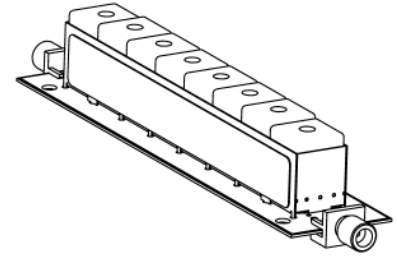


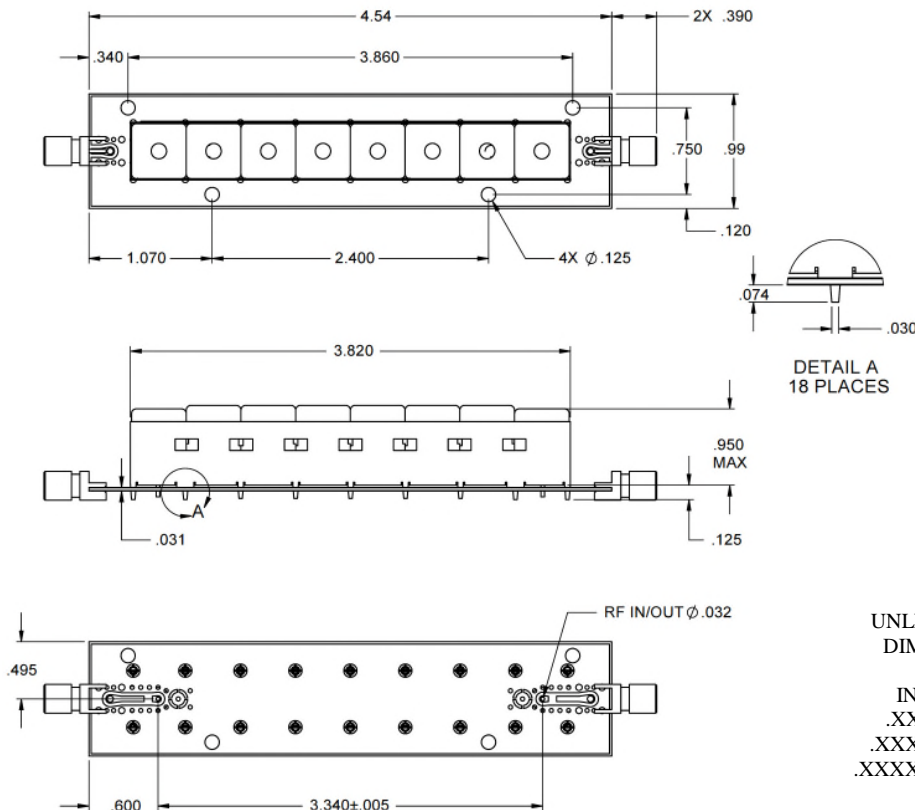
914.5 MHz Elliptic Ceramic Bandpass Filter



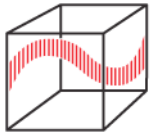
Features/Benefits

- Elliptic Ceramic Bandpass Filter
- Low Cost
- Made in U.S.A

Parameter	Specification
Center Frequency (Fo)	914.5 MHz
3.0 dBc Passband (PB)	903 to 926.5 MHz, min
Insertion Loss	5.0 dBa max across PB
VSWR	1.6:1 across PB (-12.74 dB)
Rejection	-28 dBc min @ 894 MHz -25 dBc min @ 929 MHz -30 dBc min @ 930 MHz -28 dBc min across 954 to 2000 MHz
Package Outline	IMC Document Number 623233
Temperature, Operating	-40°C to +80°C
Temperature, Storage	-55°C to +125°C
Temperature, Soldering	Wave solder or hand solder
Mechanical Dimensions	4.54 x 0.99 x 0.950 MAX inches



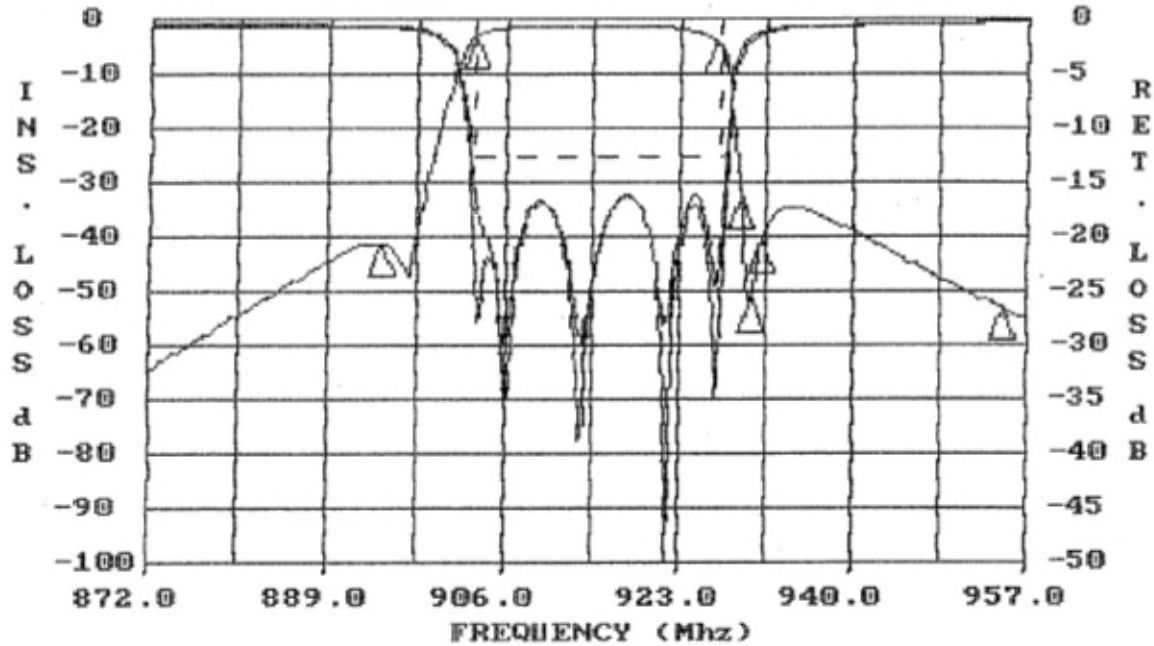
This document contains IMC proprietary information and is to be used only for the purposes for which it has been supplied and is not to be duplicated or disclosed in whole or in part without written permission from a duly authorized representative of IMC.



INTEGRATED MICROWAVE CO

IMC FSCM 60656

25 °C



IMC P/N 928103

REVISION

TESTED BY 9461

09-15-2011

07:29:36

S/N

FREQUENCY (MHZ)	VALUE	SPEC	COMMENTS
894	-39.6 dbC	-28 dbC MIN	
929	-31.1 dbC	-25 dbC MIN	
930	-50.9 dbC	-30 dbC MIN	
903 - 926.5	-3.89 dbA	-5 dbA MAX	
903 - 926.5	-2.45 dbC	-3 dbC MAX	
931 - 954.5	-33.3 dbC	-28 dbC MIN	

FREQUENCY (MHZ)	VALUE	SPEC	COMMENTS
954 - 2000	-50.9 dbC	-28 dbC MIN	

FREQUENCY (MHZ)	VALUE	SPEC	COMMENTS
903 - 927	-14.8	1.6 :1 MAX	(S11) - VSWR
903 - 927	-16.3	1.6 :1 MAX	(S22) - VSWR

This document contains IMC proprietary information and is to be used only for the purposes for which it has been supplied and is not to be duplicated or disclosed in whole or in part without written permission from a duly authorized representative of IMC.